
YELLOWFIN AND THE ART OF MOMENTUM TUNING

Jian Zhang¹ Ioannis Mitliagkas²

ABSTRACT

Hyperparameter tuning is one of the most time-consuming workloads in deep learning. State-of-the-art optimizers, such as AdaGrad, RMSProp and Adam, reduce this labor by adaptively tuning an individual learning rate for each variable. Recently researchers have shown renewed interest in simpler methods like momentum SGD as they may yield better test metrics. Motivated by this trend, we ask: can simple adaptive methods based on SGD perform as well or better? We revisit the momentum SGD algorithm and show that hand-tuning a single learning rate and momentum makes it competitive with Adam. We then analyze its robustness to learning rate misspecification and objective curvature variation. Based on these insights, we design YELLOWFIN, an automatic tuner for momentum and learning rate in SGD. YELLOWFIN optionally uses a negative-feedback loop to compensate for the momentum dynamics in asynchronous settings on the fly. We empirically show that YELLOWFIN can converge in fewer iterations than Adam on ResNets and LSTMs for image recognition, language modeling and constituency parsing, with a speedup of up to 3.28x in synchronous and up to 2.69x in asynchronous settings.

1 INTRODUCTION

Accelerated forms of stochastic gradient descent (SGD), pioneered by Polyak (1964) and Nesterov (1983), are the de-facto training algorithms for deep learning. Their use requires a sane choice for their *hyperparameters*: typically a *learning rate* and *momentum parameter* (Sutskever et al., 2013). However, tuning hyperparameters is arguably the most time-consuming part of deep learning, with many papers outlining best tuning practices written (Bengio, 2012; Orr & Müller, 2003; Bengio et al., 2012; Bottou, 2012). Deep learning researchers have proposed a number of methods to deal with hyperparameter optimization, ranging from grid-search and smart black-box methods (Bergstra & Bengio, 2012; Snoek et al., 2012) to adaptive optimizers. Adaptive optimizers aim to eliminate hyperparameter search by tuning on the fly for a single training run: algorithms like AdaGrad (Duchi et al., 2011), RMSProp (Tieleman & Hinton, 2012) and Adam (Kingma & Ba, 2014) use the magnitude of gradient elements to tune learning rates *individually for each variable* and have been largely successful in relieving practitioners of tuning the learning rate.

Recently some researchers have started favoring simple momentum SGD over the previously mentioned adaptive methods (Chen et al., 2016; Gehring et al., 2017), often reporting

¹Computer Science Department, Stanford University, CA, USA. ²Mila, University of Montréal, Canada CIFAR AI Chair. Correspondence to: Jian Zhang <zjian@stanford.edu>, Ioannis Mitliagkas <ioannis@iro.umontreal.ca>.

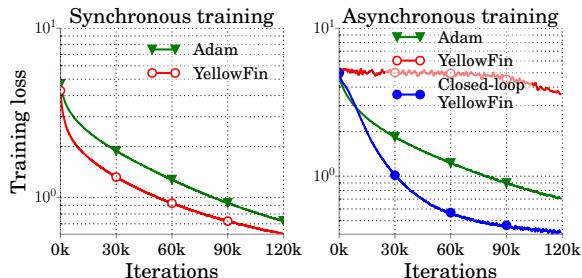


Figure 1. YELLOWFIN in comparison to Adam on a ResNet (CIFAR100, cf. Section 5) in synchronous and asynchronous settings.

better test scores (Wilson et al., 2017). Motivated by this trend, we ask the question: *can simpler adaptive methods based on momentum SGD perform as well or better?* We empirically show, with a hand-tuned learning rate, Polyak’s momentum SGD achieves faster convergence than Adam for a large class of models. We then formulate the optimization update as a dynamical system and study certain robustness properties of the momentum operator. Inspired by our analysis, we design YELLOWFIN, an automatic hyperparameter tuner for momentum SGD. YELLOWFIN simultaneously tunes the learning rate and momentum on the fly, and can handle the complex dynamics of asynchronous execution. Our contribution and outline are as follows:

- In Section 2, we demonstrate examples where momentum offers convergence robust to learning rate misspecification and curvature variation in a class of non-convex objectives. This robustness is desirable for deep learning. It stems from a known but obscure fact: the momentum operator’s spectral radius is constant in a large subset of the hyperparameter space.

- In Section 3, we use these robustness insights and a simple quadratic model analysis to motivate the design of YELLOWFIN, an automatic tuner for momentum SGD. YELLOWFIN uses on-the-fly measurements from the gradients to tune both a single learning rate and a single momentum.
- In Section 3.3, we discuss common stability concerns related to the phenomenon of exploding gradients (Pascanu et al., 2013). We present a natural extension to our basic tuner, using adaptive gradient clipping, to stabilize training for objectives with exploding gradients.
- In Section 4 we present closed-loop YELLOWFIN, suited for asynchronous training. It uses a novel component for measuring the total momentum in a running system, including any asynchrony-induced momentum, a phenomenon described in (Mitliagkas et al., 2016). This measurement is used in a negative feedback loop to control the value of algorithmic momentum.

We provide a thorough empirical evaluation of the performance and stability of our tuner. In Section 5, we demonstrate empirically that on ResNets and LSTMs YELLOWFIN can converge in fewer iterations compared to: (i) hand-tuned momentum SGD (up to 1.75x speedup); and (ii) hand-tuned Adam (0.77x to 3.28x speedup). Under asynchrony, the closed-loop control architecture speeds up YELLOWFIN, making it up to 2.69x faster than Adam. Our experiments include runs on 7 different models, randomized over at least 3 different random seeds. YELLOWFIN is stable and achieves consistent performance: the normalized sample standard deviation of test metrics varies from 0.05% to 0.6%. We released PyTorch and TensorFlow implementations¹ that can be used as drop-in replacements for any optimizer. YELLOWFIN has also been implemented in various other packages. Its large-scale deployment in industry has taught us important lessons about stability; we discuss those challenges and our solution in Section 3.3. We conclude with related work and discussion in Section 6 and 7.

Our goal is to explore the value of moment adaptation for SGD and provide a prototype, efficient tuner achieving this. While we report state-of-the-art performance results in some tasks, we do not claim that on-the-fly momentum adaptation is a *necessary* feature of a well-performing synchronous system. In Section 5.1 we demonstrate that a simple variation of YELLOWFIN, only using the momentum value to further rescale the step size, can yield an adaptive step size method that performs almost as well in some cases.

2 THE MOMENTUM OPERATOR

In this section, we identify the main technical insight behind the design of our tuner: gradient descent with mo-

mentum can exhibit linear convergence robust to learning rate misspecification and to curvature variation. The robustness to learning rate misspecification means tolerance to a less-carefully-tuned learning rate. On the other hand, the robustness to curvature variation means empirical linear convergence on a class of non-convex objectives with varying curvatures. After preliminary on momentum, we discuss these two properties desirable for deep learning objectives.

2.1 Preliminaries

We aim to minimize some objective $f(x)$. In machine learning, x is referred to as *the model* and the objective is some *loss function*. A low loss implies a well-fit model. Gradient descent-based procedures use the gradient of the objective function, $\nabla f(x)$, to update the model iteratively. These procedures can be characterized by the convergence rate with respect to the distance to a minimum.

Definition 1 (Convergence rate). *Let x^* be a local minimum of $f(x)$ and x_t denote the model after t steps of an iterative procedure. The iterates converge to x^* with linear rate β , if*

$$\|x_t - x^*\| = O(\beta^t \|x_0 - x^*\|).$$

Polyak’s momentum gradient descent (Polyak, 1964) is one of these iterative procedures, given by

$$x_{t+1} = x_t - \alpha \nabla f(x_t) + \mu(x_t - x_{t-1}), \quad (1)$$

where α denotes a single learning rate and μ a single momentum for all model variables. Momentum’s main appeal is its established ability to accelerate convergence (Polyak, 1964). On a γ -strongly convex δ -smooth function with condition number $\kappa = \delta/\gamma$, the optimal convergence rate of gradient descent without momentum is $O(\frac{\kappa-1}{\kappa+1})$ (Nesterov, 2013). On the other hand, for certain classes of strongly convex and smooth functions, like quadratics, the optimal momentum value,

$$\mu^* = \left(\frac{\sqrt{\kappa} - 1}{\sqrt{\kappa} + 1} \right)^2, \quad (2)$$

yields the optimal accelerated linear convergence rate $O(\frac{\sqrt{\kappa}-1}{\sqrt{\kappa}+1})$. *This guarantee does not generalize to arbitrary strongly convex smooth functions* (Lessard et al., 2016). Nonetheless, this linear rate can often be observed in practice even on non-quadratics (cf. Section 2.2).

Key insight: Consider a quadratic objective with condition number $\kappa > 1$. Even though its curvature is different along the different directions, Polyak’s momentum gradient descent, with $\mu \geq \mu^*$, achieves *the same linear convergence rate $\sqrt{\mu}$ along all directions*. Specifically, let $x_{i,t}$ and x_i^* be the i -th coordinates of x_t and x^* . For any $\mu \geq \mu^*$ with an appropriate learning rate, the update in (1) can achieve $|x_{i,t} - x_i^*| \leq \sqrt{\mu}^t |x_{i,0} - x_i^*|$ simultaneously along all axes i . This insight has been hidden away in proofs.

¹TensorFlow: goo.gl/zC2rjG. PyTorch: goo.gl/N4sFfs

In this quadratic case, curvature is different across different axes, but remains constant on any one-dimensional slice. In the next section (Section 2.2), we extend this insight to non-quadratic one-dimensional functions. We then present the *main technical insight behind the design of YELLOWFIN*: similar linear convergence rate $\sqrt{\mu}$ can be achieved in a class of one-dimensional non-convex objectives where curvature varies; this linear convergence behavior is robust to learning rate misspecification and to the varying curvature. These *robustness properties* are behind a tuning rule for learning rate and momentum in Section 2.2. We extend this rule to handle SGD noise and generalize it to multidimensional objectives in Section 3.

2.2 Robustness properties of the momentum operator

In this section, we analyze the dynamics of momentum on a class of one-dimensional, non-convex objectives. We first introduce the notion of *generalized curvature* and use it to describe the momentum operator. Then we discuss the robustness properties of the momentum operator.

Curvature along different directions is encoded in the different eigenvalues of the Hessian. It is the only feature of a quadratic needed to characterize the convergence of gradient descent. Specifically, gradient descent achieves a linear convergence rate $|1 - \alpha h_c|$ on one-dimensional quadratics with constant curvature h_c . On one-dimensional *non-quadratic objectives with varying curvature*, this neat characterization is lost. We can recover it by defining a new kind of “curvature” with respect to a specific minimum.

Definition 2 (Generalized curvature). *Let x^* be a local minimum of $f(x) : \mathbb{R} \rightarrow \mathbb{R}$. Generalized curvature with respect to x^* , denoted by $h(x)$, satisfies the following.*

$$f'(x) = h(x)(x - x^*). \quad (3)$$

Generalized curvature describes, in some sense, *non-local curvature* with respect to minimum x^* . It coincides with curvature on quadratics. On non-quadratic objectives, it characterizes the convergence behavior of gradient descent-based algorithms. Specifically, we recover the fact that starting at point x_t , the distance from minimum x^* is reduced by $|1 - \alpha h(x_t)|$ in one step of gradient descent. Using a state-space augmentation, we can rewrite the momentum update of (1) as

$$\begin{pmatrix} x_{t+1} - x^* \\ x_t - x^* \end{pmatrix} = \mathbf{A}_t \begin{pmatrix} x_t - x^* \\ x_{t-1} - x^* \end{pmatrix} \quad (4)$$

where the *momentum operator* \mathbf{A}_t at time t is defined as

$$\mathbf{A}_t \triangleq \begin{bmatrix} 1 - \alpha h(x_t) + \mu & -\mu \\ 1 & 0 \end{bmatrix} \quad (5)$$

Lemma 3 (Robustness of the momentum operator). *Assume that generalized curvature h and hyperparameters*

α, μ satisfy

$$(1 - \sqrt{\mu})^2 \leq \alpha h(x_t) \leq (1 + \sqrt{\mu})^2. \quad (6)$$

*Then as proven in Appendix A, the spectral radius of the momentum operator at step t depends solely on the momentum parameter: $\rho(\mathbf{A}_t) = \sqrt{\mu}$, for all t . The inequalities in (6) define the **robust region**, the set of learning rate α and momentum μ achieving this $\sqrt{\mu}$ spectral radius.*

We know that the spectral radius of an operator, \mathbf{A} , describes its asymptotic behavior when applied multiple times: $\|\mathbf{A}^t x\| \approx O(\rho(\mathbf{A})^t)$.² Unfortunately, the same does not always hold for the composition of *different* operators, even if they have the same spectral radius, $\rho(\mathbf{A}_t) = \sqrt{\mu}$. It is not always true that $\|\mathbf{A}_t \cdots \mathbf{A}_1 x\| = O(\sqrt{\mu}^t)$. However, a homogeneous spectral radius often yields the $\sqrt{\mu}^t$ rate empirically. In other words, *this linear convergence rate is not guaranteed*. Instead, we demonstrate examples to expose the **robustness properties**: *if the learning rate α and momentum μ are in the robust region, the homogeneity of spectral radii can empirically yield linear convergence with rate $\sqrt{\mu}$; this behavior is robust with respect to learning rate misspecification and to varying curvature.*

Momentum is robust to learning rate misspecification

For a one-dimensional quadratic with curvature h , we have generalized curvature $h(x) = h$ for all x . Lemma 3 implies the spectral radius $\rho(\mathbf{A}_t) = \sqrt{\mu}$ if

$$(1 - \sqrt{\mu})^2/h \leq \alpha \leq (1 + \sqrt{\mu})^2/h. \quad (7)$$

In Figure 2, we plot $\rho(\mathbf{A}_t)$ for different α and μ when $h = 1$. The solid line segments correspond to the robust region. As we increase momentum, a linear rate of convergence, $\sqrt{\mu}$, is robustly achieved by an ever-widening range of learning rates: higher values of momentum are more robust to learning rate misspecification.

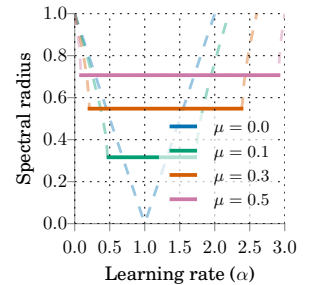


Figure 2. Spectral radius of momentum operator on scalar quadratic for varying α .

This property influences the design of our tuner: *more generally for a class of one-dimensional non-convex objectives, as long as the learning rate α and momentum μ are in the robust region, i.e. satisfy (6) at every step, then momentum operators at all steps t have the same spectral radius.* In the case of quadratics, this implies a convergence rate of $\sqrt{\mu}$, independent of the learning rate. Having established that, we can just focus on optimally tuning momentum.

²For any $\epsilon > 0$, there exists a matrix norm $\|\cdot\|$ such that $\|\mathbf{A}\| \leq \rho(\mathbf{A}) + \epsilon$ (Foucart, 2012).

Momentum is robust to varying curvature As discussed in Section 2.1, the intuition hidden in classic results is that for certain strongly convex smooth objectives, momentum at least as high as the value in (2) can achieve the same rate of linear convergence along all axes with different curvatures. We extend this intuition to certain one-dimensional non-convex functions with varying curvatures along their domains; we discuss the generalization to multidimensional cases in Section 3.1. Lemma 3 guarantees constant, time-homogeneous spectral radii for momentum operators \mathbf{A}_t assuming (6) is satisfied at every step. This assumption motivates a “long-range” extension of the condition number.

Definition 4 (Generalized condition number). *We define the generalized condition number (GCN) with respect to a local minimum x^* of a scalar function, $f(x) : \mathbb{R} \rightarrow \mathbb{R}$, to be the dynamic range of its generalized curvature $h(x)$:*

$$\nu = \frac{\sup_{x \in \text{dom}(f)} h(x)}{\inf_{x \in \text{dom}(f)} h(x)} \quad (8)$$

The GCN captures variations in generalized curvature along a scalar slice. From Lemma 3 we get

$$\mu \geq \mu^* = \left(\frac{\sqrt{\nu} - 1}{\sqrt{\nu} + 1} \right)^2, \quad (9)$$

$$\frac{(1 - \sqrt{\mu})^2}{\inf_{x \in \text{dom}(f)} h(x)} \leq \alpha \leq \frac{(1 + \sqrt{\mu})^2}{\sup_{x \in \text{dom}(f)} h(x)}$$

as the description of the robust region. The momentum and learning rate satisfying (9) guarantees a homogeneous spectral radius of $\sqrt{\mu}$ for all \mathbf{A}_t . Specifically, μ^* is the smallest momentum value that allows for homogeneous spectral radii. Similar to the optimal μ^* in (2) for the quadratic case, we notice that the optimal μ in (9) is objective dependent. The optimal momentum μ^* is close to 1 for objectives with large generalized condition number ν , while objectives with small ν implies a optimal momentum μ^* that is close to 0.

We demonstrate with examples that by using a momentum larger than the objective-dependent μ^* , *homogeneous spectral radii suggest an empirical linear convergence behavior on a class of non-convex objectives*. In Figure 3(a), the non-convex objective, composed of two quadratics with curvatures 1 and 1000, has a GCN of 1000. Using the tuning rule of (9), and running the momentum algorithm (Figure 3(b)) practically yields the linear convergence predicted by Lemma 3. In Figures 3(c,d), we demonstrate an LSTM as another example. As we increase the momentum value (the same value for all variables in the model), more model variables follow a $\sqrt{\mu}$ convergence rate. In these examples, *the linear convergence is robust to the varying curvature of the objectives*. **This property influences our tuner design:** in the next section, we extend the tuning rules of (9) to handle SGD noise; we generalize the extended rule to multidimensional cases as the tuning rule in YELLOWFIN.

The role of generalized curvature. GC defines a quantity that is an alternative to classic curvature and is directly related to the contraction properties of the momentum operator on non-quadratic scalar problems. Note that similar quantities, e.g. the PL condition (Karimi et al., 2016), have been used in the analysis of gradient descent. The generalized condition number (GCN) is meant to describe the dynamic range of this contractivity around a minimum on non-quadratic function.

3 THE YELLOWFIN TUNER

Here we describe our tuner for momentum SGD that uses the same learning rate for all variables. We first introduce a noisy quadratic model $f(x)$ as the local approximation of an arbitrary one-dimensional objective. On this approximation, we extend the tuning rule of (9) to SGD. In section 3.1, we generalize the discussion to multidimensional objectives; it yields the YELLOWFIN tuning rule.

Noisy quadratic model We consider a scalar quadratic

$$f(x) = \frac{h}{2}x^2 + C = \sum_i \frac{h}{2n}(x - c_i)^2 \triangleq \frac{1}{n} \sum_i f_i(x) \quad (10)$$

with $\sum_i c_i = 0$. $f(x)$ is a quadratic approximation of the original objectives with h and C derived from measurement on the original objective. The function $f(x)$ is defined as the average of n component functions, f_i . This is a common model for SGD, where we use only a single data point (or a mini-batch) drawn uniformly at random, $S_t \sim \text{Uni}([n])$ to compute a noisy gradient, $\nabla f_{S_t}(x)$, for step t . Here, $C = \frac{1}{2n} \sum_i h c_i^2$ denotes the *gradient variance*. As optimization on quadratics decomposes into scalar problems along the principal eigenvectors of the Hessian, the scalar model in (10) is sufficient to study local quadratic approximations of multidimensional objectives. Next we get an *exact* expression for the mean square error after running momentum SGD on the scalar quadratic in (10) for t steps in Lemma 5; we delay the proof to Appendix B.

Lemma 5. *Let $f(x)$ be defined as in (10), $x_1 = x_0$ and x_t follow the momentum update (1) with stochastic gradients $\nabla f_{S_t}(x_{t-1})$ for $t \geq 2$. Let $\mathbf{e}_1 = [1, 0]^T$ and $\mathbf{f}_1 = [1, 0, 0]^T$, the expectation of squared distance to the optimum x^* is*

$$\mathbb{E}(x_{t+1} - x^*)^2 = (\mathbf{e}_1^\top \mathbf{A}^t [\mathbf{x}_1 - x^*, x_0 - x^*]^\top)^2 + \alpha^2 C \mathbf{f}_1^\top (\mathbf{I} - \mathbf{B}^t) (\mathbf{I} - \mathbf{B})^{-1} \mathbf{f}_1, \quad (11)$$

where the first and second term correspond to squared bias and variance, and their corresponding momentum dynamics are captured by operators

$$\mathbf{A} = \begin{bmatrix} 1 - \alpha h + \mu & -\mu \\ 1 & 0 \end{bmatrix}, \quad (12)$$

$$\mathbf{B} = \begin{bmatrix} (1 - \alpha h + \mu)^2 & \mu^2 & -2\mu(1 - \alpha h + \mu) \\ 1 & 0 & 0 \\ 1 - \alpha h + \mu & 0 & -\mu \end{bmatrix}.$$

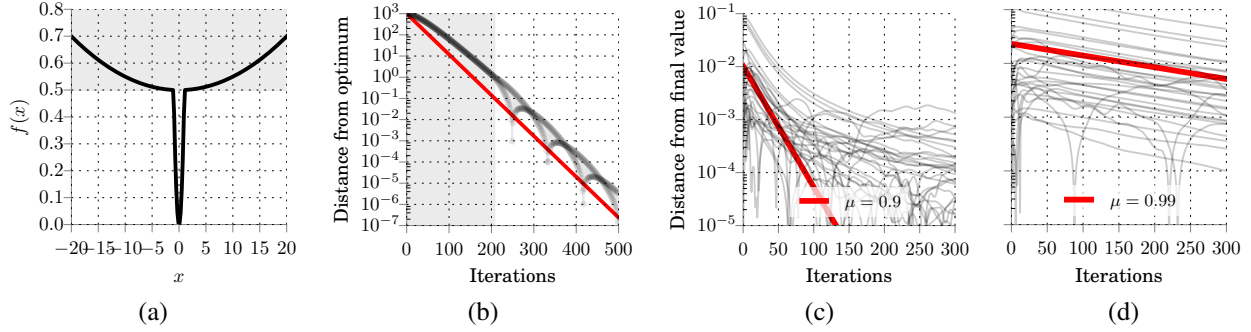


Figure 3. (a) Non-convex toy example; (b) linear convergence rate achieved empirically on the example in (a) tuned according to (9); (c,d) LSTM on MNIST: as momentum increases from 0.9 to 0.99, the global learning rate and momentum falls in robust regions of more model variables. The convergence behavior (shown in grey) of these variables follow the robust rate $\sqrt{\mu}$ (shown in red).

Even though it is possible to numerically work on (11) directly, we use a scalar, asymptotic surrogate in (13) based on the spectral radii of operators to simplify analysis and expose insights. This decision is supported by our findings in Section 2: the spectral radii can capture empirical convergence rate.

$$\begin{aligned} & \mathbb{E}(x_{t+1} - x^*)^2 \\ & \approx \rho(\mathbf{A})^{2t} (x_0 - x^*)^2 + (1 - \rho(\mathbf{B})^t) \frac{\alpha^2 C}{1 - \rho(\mathbf{B})} \end{aligned} \quad (13)$$

One of our design decisions for YELLOWFIN is to always work in the robust region of Lemma 3. We know that this implies a spectral radius $\sqrt{\mu}$ of the momentum operator, \mathbf{A} , for the bias. Lemma 6, as proved in Appendix C, shows that under the exact same condition, the variance operator \mathbf{B} has spectral radius μ .

Lemma 6. *The spectral radius of the variance operator, \mathbf{B} is μ , if $(1 - \sqrt{\mu})^2 \leq \alpha h \leq (1 + \sqrt{\mu})^2$.*

As a result, the surrogate objective of (13), takes the following form in the robust region.

$$\mathbb{E}(x_{t+1} - x^*)^2 \approx \mu^t (x_0 - x^*)^2 + (1 - \mu^t) \frac{\alpha^2 C}{1 - \mu} \quad (14)$$

We extend this surrogate to multidimensional cases to extract a noisy tuning rule for YELLOWFIN.

3.1 Tuning rule

In this section, we present SINGLESTEP, the tuning rule of YellowFin (Algorithm 1). Based on the surrogate in (14), SINGLESTEP is a multidimensional SGD version of the noiseless tuning rule in (9). We first generalize (9) and (14) to multidimensional cases, and then discuss the rule SINGLESTEP as well as its implementation in Algorithm 1.

As discussed in Section 2.2, GCN ν captures the dynamic range of generalized curvatures in a one-dimensional objective with varying curvature. The consequent robust region described by (9) implies homogeneous spectral radii.

On a multidimensional non-convex objective, each one-dimensional slice passing a minimum x^* can have *varying curvature*. As we use a *single μ and α for the entire model*, if ν simultaneously captures the dynamic range of generalized curvature over all these slices, μ and α in (9) are in the robust region for all these slices. This implies homogeneous spectral radii $\sqrt{\mu}$ according to Lemma 3, empirically facilitating convergence at a common rate along all the directions.

Given homogeneous spectral radii $\sqrt{\mu}$ along all directions, the surrogate in (14) generalizes on the local quadratic approximation of multiple dimensional objectives. On this approximation with minimum x^* , the expectation of squared distance to x^* , $\mathbb{E}\|x_0 - x^*\|^2$, decomposes into independent scalar components along the eigenvectors of the Hessian. We define gradient variance C as the sum of gradient variance along these eigenvectors. The one-dimensional surrogates in (14) for the independent components sum to $\mu^t \|x_0 - x^*\|^2 + (1 - \mu^t) \alpha^2 C / (1 - \mu)$, the *multidimensional surrogate* corresponding to the one in (14).

Algorithm 1 YELLOWFIN

```

function YELLOWFIN(gradient  $g_t, \beta$ )
     $h_{\max}, h_{\min} \leftarrow$  CURVATURERANGE( $g_t, \beta$ )
     $C \leftarrow$  VARIANCE( $g_t, \beta$ )
     $D \leftarrow$  DISTANCE( $g_t, \beta$ )
     $\mu_t, \alpha_t \leftarrow$  SINGLESTEP( $C, D, h_{\max}, h_{\min}$ )
    return  $\mu_t, \alpha_t$ 
end function
    
```

Let D be an estimate of the current model's distance to a local quadratic approximation's minimum, and C denote an estimate for gradient variance. SINGLESTEP minimizes the *multidimensional surrogate* after a single step (i.e. $t = 1$) while ensuring

$$\begin{aligned} & (\text{SINGLESTEP}) \\ & \mu_t, \alpha_t = \arg \min_{\mu} \mu D^2 + \alpha^2 C \\ & \text{s.t. } \mu \geq \left(\frac{\sqrt{h_{\max}/h_{\min}} - 1}{\sqrt{h_{\max}/h_{\min}} + 1} \right)^2 \\ & \alpha = \frac{(1 - \sqrt{\mu})^2}{h_{\min}} \end{aligned} \quad (15)$$

Algorithm 2 Curvature range	Algorithm 3 Gradient variance	Algorithm 4 Distance to opt.
state: $h_{\max}, h_{\min}, h_i, \forall i \in \{1, 2, 3, \dots\}$ function CURVATURERANGE($\text{gradient } g_t, \beta$) $h_t \leftarrow \ g_t\ ^2$ $h_{\max,t} \leftarrow \max_{t-w \leq i \leq t} h_i, h_{\min,t} \leftarrow \min_{t-w \leq i \leq t} h_i$ $h_{\max} \leftarrow \beta \cdot h_{\max} + (1 - \beta) \cdot h_{\max,t}$ $h_{\min} \leftarrow \beta \cdot h_{\min} + (1 - \beta) \cdot h_{\min,t}$ return h_{\max}, h_{\min} end function	state: $\bar{g}^2 \leftarrow 0, \bar{g} \leftarrow 0$ function VARIANCE($\text{gradient } g_t, \beta$) $\bar{g}^2 \leftarrow \beta \cdot \bar{g}^2 + (1 - \beta) \cdot g_t \odot g_t$ $\bar{g} \leftarrow \beta \cdot \bar{g} + (1 - \beta) \cdot g_t$ return $\mathbf{1}^T \cdot (\bar{g}^2 - \bar{g}^2)$ end function	state: $\ \bar{g}\ \leftarrow 0, \bar{h} \leftarrow 0$ function DISTANCE($\text{gradient } g_t, \beta$) $\ \bar{g}\ \leftarrow \beta \cdot \ \bar{g}\ + (1 - \beta) \cdot \ g_t\ $ $\bar{h} \leftarrow \beta \cdot \bar{h} + (1 - \beta) \cdot \ g_t\ ^2$ $D \leftarrow \beta \cdot D + (1 - \beta) \cdot \ \bar{g}\ /\bar{h}$ return D end function

μ and α in the robust region for all directions. A single instance of SINGLESTEP solves a single momentum and learning rate for the entire model at each iteration. Specifically, the extremal curvatures h_{\min} and h_{\max} denote estimates for the largest and smallest generalized curvature respectively. They are meant to capture both generalized curvature variation along all different directions (like the classic condition number) and also variation that occurs as the landscape evolves. The constraints keep the global learning rate and momentum in the robust region (defined in Lemma 3) for slices along all directions.

The problem in (15) does not need iterative solver but has an analytical solution. Substituting only the second constraint, the objective becomes $p(x) = x^2 D^2 + (1 - x)^4 / h_{\min}^2 C$ with $x = \sqrt{\mu} \in [0, 1]$. By setting the gradient of $p(x)$ to 0, we can get a cubic equation whose root $x = \sqrt{\mu_p}$ can be computed in closed form using Vieta’s substitution. As $p(x)$ is uni-modal in $[0, 1]$, the optimizer for (15) is exactly the maximum of μ_p and $(\sqrt{h_{\max}/h_{\min}} - 1)^2 / (\sqrt{h_{\max}/h_{\min}} + 1)^2$, the right hand-side of the first constraint in (15).

YELLOWFIN uses functions CURVATURERANGE, VARIANCE and DISTANCE to measure quantities h_{\max}, h_{\min}, C and D respectively. These functions can be designed in different ways. We present the implementations used in our experiments, based completely on gradients, in Section 3.2.

3.2 Measurement functions in YELLOWFIN

This section describes our implementation of the measurement oracles used by YELLOWFIN: CURVATURERANGE, VARIANCE, and DISTANCE. We design the measurement functions with the assumption of a negative log-probability objective; this is in line with typical losses in machine learning, e.g. cross-entropy for neural nets and maximum likelihood estimation in general. Under this assumption, the Fisher information matrix—i.e. the expected outer product of noisy gradients—approximates the Hessian of the objective (Duchi, 2016; Pascanu & Bengio, 2013). This allows for measurements purely being approximated from minibatch gradients with overhead linear to model dimensionality. These implementations are not guaranteed to give accurate measurements. Nonetheless, their use in our experiments in Section 5 shows that they are sufficient for YELLOWFIN to outperform the state of the art on a variety

of objectives. We also refer to Appendix D for details on zero-debias (Kingma & Ba, 2014), slow start (Schaul et al., 2013) and smoothing for curvature range estimation.

Curvature range Let g_t be a noisy gradient, we estimate the curvatures range in Algorithm 2. We notice that the outer product $g_t g_t^T$ has an eigenvalue $h_t = \|g_t\|^2$ with eigenvector g_t . Thus under our negative log-likelihood assumption, we use h_t to approximate the curvature of Hessian along gradient direction g_t . Note here we use empirical Fisher $g_t g_t^T$ instead of Fisher information matrix. Empirical Fisher is typically used in practical natural gradient methods (Martens, 2014; Roux et al., 2008; Duchi et al., 2011). For practically efficient measurement, we use the empirical Fisher as a coarse proxy of Fisher information matrix which approximates the Hessian of the objective. Specifically in Algorithm 2, we maintain h_{\min} and h_{\max} as running averages of extreme curvature $h_{\min,t}$ and $h_{\max,t}$, from a sliding window of width 20³. As gradient directions evolve, we estimate curvatures along different directions. Thus h_{\min} and h_{\max} capture the curvature variations.

Gradient variance To estimate the gradient variance in Algorithm 3, we use running averages \bar{g} and \bar{g}^2 to keep track of g_t and $g_t \odot g_t$, the first and second order moment of the gradient. As $\text{Var}(g_t) = \mathbb{E}g_t^2 - \mathbb{E}g_t \odot \mathbb{E}g_t$, we estimate the gradient variance C in (15) using $C = \mathbf{1}^T \cdot (\bar{g}^2 - \bar{g}^2)$.

Distance to optimum We estimate the distance to the optimum of the local quadratic approximation in Algorithm 4. Inspired by the fact that $\|\nabla f(\mathbf{x})\| \leq \|\mathbf{H}\| \|\mathbf{x} - \mathbf{x}^*\|$ for a quadratic $f(\mathbf{x})$ with Hessian \mathbf{H} and minimizer \mathbf{x}^* , we maintain \bar{h} and $\|\bar{g}\|$ as running mean of curvature h_t and gradient norm $\|g_t\|$; the distance is approximated with $\|\bar{g}\|/\bar{h}$.

3.3 Stability on non-smooth objectives

The process of training neural networks is inherently non-stationary, with the landscape abruptly switching from flat to steep areas. In particular, the objective functions of RNNs with hidden units can exhibit occasional but very

³We use window width 20 across all the models and experiments in our paper. We refer to Section 5 for details on selecting the window width

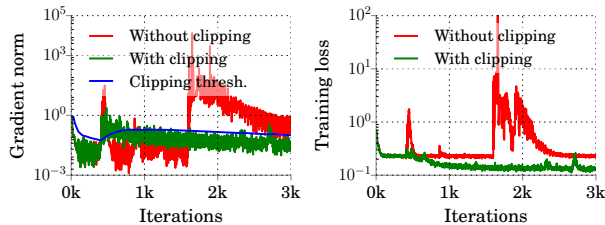


Figure 4. A variation of the LSTM architecture in (Zhu et al., 2016) exhibits exploding gradients. The proposed adaptive gradient clipping threshold (blue) stabilizes the training loss.

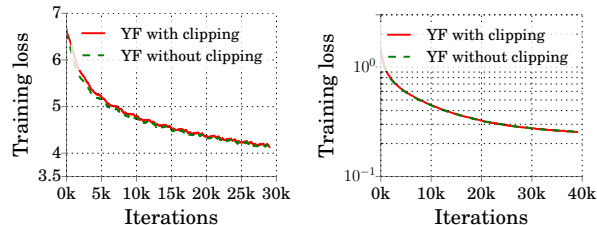


Figure 5. Training losses on PTB LSTM (left) and CIFAR10 ResNet (right) for YellowFin with and without adaptive clipping.

steep slopes (Pascanu et al., 2013; Szegedy et al., 2013). To deal with this issue, gradient clipping has been established in literature as a standard tool to stabilize the training using such objectives (Pascanu et al., 2013; Goodfellow et al., 2016; Gehring et al., 2017).

We use *adaptive gradient clipping* heuristics as a very natural addition to our basic tuner. However, the classic tradeoff between adaptivity and stability applies: setting a clipping threshold that is too low can hurt performance; setting it to be high, can compromise stability. YELLOWFIN, keeps running estimates of extremal gradient magnitude squares, h_{max} and h_{min} in order to estimate a generalized condition number. We posit that $\sqrt{h_{max}}$ is an ideal gradient norm threshold for adaptive clipping. In order to ensure robustness to extreme gradient spikes, like the ones in Figure 4, we also limit the growth rate of the envelope h_{max} in Algorithm 2 as follows:

$$h_{max} \leftarrow \beta \cdot h_{max} + (1 - \beta) \cdot \min \{h_{max,t}, 100 \cdot h_{max}\} \quad (16)$$

Our heuristics follows along the lines of classic recipes like (Pascanu et al., 2013). However, instead of using the average gradient norm to clip, it uses a running estimate of the maximum norm h_{max} . In Figure 4, we demonstrate the mechanism of our heuristic by presenting an example of an LSTM that exhibits ‘exploding gradients’. The proposed adaptive clipping can stabilize the training process using YELLOWFIN and prevent large catastrophic loss spikes.

We validate the proposed adaptive clipping on the convolutional sequence to sequence learning model (Gehring et al., 2017) for IWSLT 2014 German-English translation. The de-

fault optimizer (Gehring et al., 2017) uses learning rate 0.25 and Nesterov’s momentum 0.99, diverging to loss overflow due to ‘exploding gradient’. It requires, as in Gehring et al. (2017), strict manually set gradient norm threshold 0.1 to stabilize. In Table 1, we can see YellowFin, with adaptive clipping, outperforms the default optimizer using manually set clipping, with 0.84 higher validation BLEU4 after 120 epochs. To further demonstrate the practical applicability of our gradient clipping heuristics, in Figure 5, we demonstrate that the adaptive clipping does not hurt performance on models that do not exhibit instabilities without clipping. Specifically, for both PTB LSTM and CIFAR10 ResNet, the difference between YELLOWFIN with and without adaptive clipping diminishes quickly.

4 CLOSED-LOOP YELLOWFIN

Asynchrony is a parallelization technique that avoids synchronization barriers (Niu et al., 2011). In this section, we propose a *closed momentum loop* variant of YELLOWFIN to accelerate convergence in asynchronous training.

After some preliminaries, we show the mechanism of the extension: it measures the dynamics on a running system and controls momentum with a negative feedback loop.

Preliminaries When training on M asynchronous workers, staleness (the number of model updates between a worker’s read and write operations) is on average $\tau = M - 1$, i.e., the gradient in the SGD update is delayed by τ iterations as $\nabla f_{S_{t-\tau}}(x_{t-\tau})$. Asynchrony yields faster steps, but can increase the number of iterations to achieve the same solution, a tradeoff between hardware and statistical efficiency (Zhang & Ré, 2014). Mitliagkas et al. (2016) interpret asynchrony as added momentum dynamics. Experiments in Hadjis et al. (2016) support this finding, and demonstrate that reducing algorithmic momentum can compensate for asynchrony-induced momentum and significantly reduce the number of iterations for convergence. Motivated by that result, we use the model in (17), where the total momentum, μ_T , includes both asynchrony-induced and algorithmic momentum, μ , in (1).

$$\mathbb{E}[x_{t+1} - x_t] = \mu_T \mathbb{E}[x_t - x_{t-1}] - \alpha \mathbb{E} \nabla f(x_t) \quad (17)$$

We will use this expression to design an estimator for the value of total momentum, $\hat{\mu}_T$. This estimator is a basic building block of closed-loop YELLOWFIN; it *removes the need to manually compensate for the effects of asynchrony*.

Table 1. German-English translation validation metrics using convolutional seq-to-seq model.

	Loss	BLEU4
Default w/o clip.	diverge	
Default w/ clip.	2.86	30.75
YF	2.75	31.59

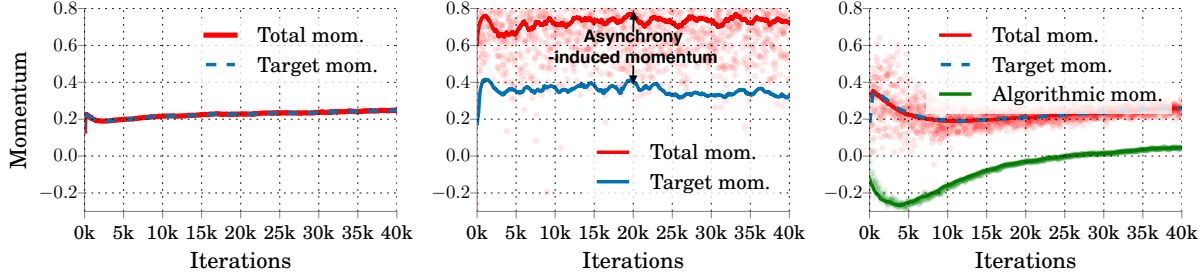


Figure 6. When running YELLOWFIN, total momentum $\hat{\mu}_t$ equals algorithmic value in synchronous settings (left); $\hat{\mu}_t$ is greater than algorithmic value on 16 asynchronous workers (middle). Closed-loop YELLOWFIN automatically lowers algorithmic momentum and brings total momentum to match the target value (right). Red dots are total momentum estimates, $\hat{\mu}_T$, at each iteration. The solid red line is a running average of $\hat{\mu}_T$.

Measuring the momentum dynamics Closed-loop YELLOWFIN estimates total momentum μ_T on a running system and uses a negative feedback loop to adjust algorithmic momentum accordingly. Equation (18) gives an estimate of $\hat{\mu}_T$ on a system with staleness τ , based on (18).

$$\hat{\mu}_T = \text{median} \left(\frac{x_{t-\tau} - x_{t-\tau-1} + \alpha \nabla_{S_{t-\tau-1}} f(x_{t-\tau-1})}{x_{t-\tau-1} - x_{t-\tau-2}} \right) \quad (18)$$

We use τ -stale model values to match the staleness of the gradient, and perform element-wise operations. This way we get a total momentum measurement from each variable; the median combines them into a more robust estimate.

Closing the asynchrony loop Given a reliable measurement of μ_T , we can use it to adjust the value of algorithmic momentum so that the total momentum matches the *target momentum* as decided by YELLOWFIN in Algorithm 1. Closed-loop YELLOWFIN in Algorithm 5 uses a simple negative feedback loop to achieve the adjustment.

Algorithm 5 Closed-loop YELLOWFIN

- 1: Input: $\mu \leftarrow 0$, $\alpha \leftarrow 0.0001$, $\gamma \leftarrow 0.01$, τ (staleness)
 - 2: **for** $t \leftarrow 1$ to T **do**
 - 3: $x_t \leftarrow x_{t-1} + \mu(x_{t-1} - x_{t-2}) - \alpha \nabla_{S_t} f(x_{t-\tau-1})$
 - 4: $\mu^*, \alpha \leftarrow \text{YELLOWFIN}(\nabla_{S_t} f(x_{t-\tau-1}), \beta)$
 - 5: $\hat{\mu}_T \leftarrow \text{median} \left(\frac{x_{t-\tau} - x_{t-\tau-1} + \alpha \nabla_{S_{t-\tau-1}} f(x_{t-\tau-1})}{x_{t-\tau-1} - x_{t-\tau-2}} \right)$
 \triangleright Measuring total momentum
 - 6: $\mu \leftarrow \mu + \gamma \cdot (\mu^* - \hat{\mu}_T)$ \triangleright Closing the loop
 - 7: **end for**
-

5 EXPERIMENTS

We empirically validate the importance of momentum tuning and evaluate YELLOWFIN in both synchronous (single-node) and asynchronous settings. In synchronous settings, we first demonstrate that, with hand-tuning, momentum SGD is competitive with Adam, a state-of-the-art adaptive method. Then, we evaluate YELLOWFIN *without any hand tuning* in comparison to hand-tuned Adam and momentum

SGD. In asynchronous settings, we show that closed-loop YELLOWFIN accelerates with momentum closed-loop control, significantly outperforming Adam.

We evaluate on convolutional neural networks (CNN) and recurrent neural networks (RNN). For CNN, we train ResNet (He et al., 2016) for image recognition on CIFAR10 and CIFAR100 (Krizhevsky et al., 2014). For RNN, we train LSTMs for character-level language modeling with the TinyShakespeare (TS) dataset (Karpathy et al., 2015), word-level language modeling with the Penn TreeBank (PTB) (Marcus et al., 1993), and constituency parsing on the Wall Street Journal (WSJ) dataset (Choe & Charniak). We refer to Table 3 in Appendix E for model specifications. *To eliminate influences of a specific random seed, in our synchronous and asynchronous experiments, the training loss and validation metrics are averaged from 3 runs using different random seeds.* Across all experiments on the eight models, we use sliding window width 20 for estimating the extreme curvature h_{max} and h_{min} in Algorithm 2. It is selected based on the performance on PTB LSTM and CIFAR10 ResNet model. The selected sliding window width is directly applied to the other 6 models, including the convolutional sequence to sequence model in Section 3.3, as well as the ResNext and Tied LSTM in Appendix G.3.

5.1 Synchronous experiments

We tune Adam and momentum SGD on learning rate grids with prescribed momentum 0.9 for SGD. We fix the parameters of Algorithm 1 in all experiments, i.e. YELLOWFIN runs *without any hand tuning*. We provide full specifications, including the learning rate (grid) and the number of iterations we train on each model in Appendix F. For visualization purposes, we smooth training losses with a uniform window of width 1000. For Adam and momentum SGD on each model, we pick the configuration achieving the lowest averaged smoothed loss. To compare two algorithms, we record the lowest smoothed loss achieved by both. Then the speedup is reported as the ratio of iterations to achieve this loss. We use this setup to validate our claims.

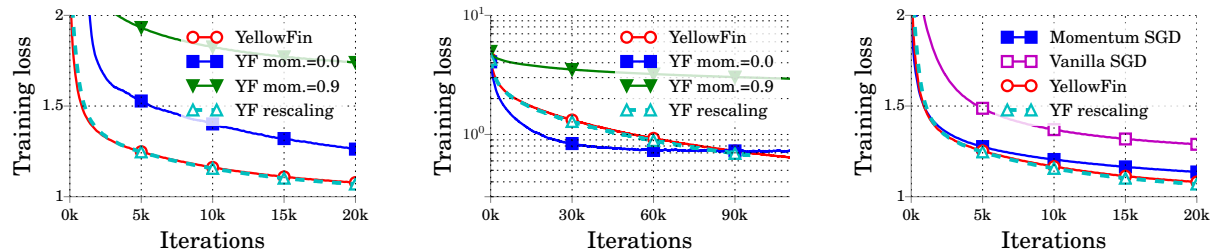


Figure 7. The importance of adaptive momentum: The training loss comparison between YELLOWFIN with adaptive momentum and YELLOWFIN with fixed momentum values; this comparison is conducted on TS LSTM (left) and CIFAR100 ResNet (middle). Learning rate scaling based on YELLOWFIN tuned momentum can match the performance of full YELLOWFIN on the TS LSTM(right). However without the YELLOWFIN tuned momentum, hand-tuned Vanilla SGD demonstrates observably larger training loss than momentum based methods, including full YELLOWFIN, YELLOWFIN learning rate rescaling and hand-tuned momentum SGD (with the same learning rate search grid as with Vanilla SGD).

Table 2. The speedup of YELLOWFIN and tuned momentum SGD over tuned Adam on ResNet and LSTM models.

	CIFAR10	CIFAR100	PTB	TS	WSJ
Adam	1x	1x	1x	1x	1x
mom. SGD	1.71x	1.87x	0.88x	2.49x	1.33x
YF	1.93x	1.38x	0.77x	3.28x	2.33x

Momentum SGD is competitive with adaptive methods

In Table 2, we compare tuned momentum SGD and tuned Adam on ResNets with training losses shown in Figure 9 in Appendix D. We can observe that momentum SGD achieves 1.71x and 1.87x speedup to tuned Adam on CIFAR10 and CIFAR100 respectively. In Figure 8 and Table 2, with the exception of PTB LSTM, momentum SGD also produces better training loss, as well as better validation perplexity in language modeling and validation F1 in parsing. For the parsing task, we also compare with tuned Vanilla SGD and AdaGrad, which are used in the NLP community. Figure 8 (right) shows that *fixed momentum 0.9 can already speedup Vanilla SGD by 2.73x, achieving better validation F1*.

YELLOWFIN can match hand-tuned momentum SGD and can outperform hand-tuned Adam

In our experiments, YELLOWFIN, without any hand-tuning, yields training loss matching hand-tuned momentum SGD for all the ResNet and LSTM models in Figure 8 and 9 (Appendix D). When comparing to tuned Adam in Table 2, except being slightly slower on PTB LSTM, YELLOWFIN achieves 1.38x to 3.28x speedups in training losses on the other four models. *More importantly, YELLOWFIN consistently shows better validation metrics than tuned Adam in Figure 8*. It demonstrates that YELLOWFIN can match tuned momentum SGD and outperform tuned state-of-the-art adaptive optimizers. In Appendix G.3, we show YELLOWFIN further speeding up with finer-grain manual learning rate tuning.

Importance of adaptive momentum in YELLOWFIN

In Definition 4, we noticed that the optimally tuned μ^* is highly objective-dependent. Empirically, we indeed observe the momentum values chosen by YF range from smaller than 0.03 in the PTM LSTM to 0.89 for ResNext. We perform an ablation study to validate the importance of objective-dependent momentum adaptivity of YELLOWFIN on CIFAR100 ResNet and TS LSTM. In the experiments, YELLOWFIN tunes the learning rate. Instead of also using the momentum tuned by YF, we continuously feed objective-agnostic prescribed momentum value 0.0 and 0.9 to the underlying momentum SGD optimizer which YF is tuning. In Figure 7, when comparing to YELLOWFIN with prescribed momentum 0.0 or 0.9, YELLOWFIN with adaptively tuned momentum achieves observably faster convergence on both TS LSTM and CIFAR100 ResNet.

In Figure 8 (bottom right) and Figure 7 (right), we also observe that hand-tuned vanilla SGD, typically does not match the performance of momentum based methods (including YELLOWFIN and momentum SGD hand-tuned using the same learning rate grid as with vanilla SGD). However, we can rescale the learning rate based on the YELLOWFIN tuned momentum μ_t , and use 0 momentum in the model updates to match the performance of momentum based methods. Specifically, we rescale the YELLOWFIN tuned learning rate α_t with $1/(1 - \mu_t)$ ⁴. Model updates with this rescaled learning rate and 0 momentum can demonstrate training loss closely matching those of YELLOWFIN and hand-tuned momentum SGD for WSJ LSTM in Figure 8 (bottom right) and TS LSTM in Figure 7 (right).

5.2 Asynchronous experiments

In this section, we evaluate closed-loop YELLOWFIN with focus on the number of iterations to reach a certain solu-

⁴Let $v_t = x_t - x_{t-1}$ be the model update, this rescaling is motivated with the fact that $v_{t+1} = \mu_t v_t - \alpha_t \nabla f(x_t)$. Assuming the v_t evolves smoothly, we have $v_t \approx \alpha_t / (1 - \mu_t) \nabla f(x_t)$.

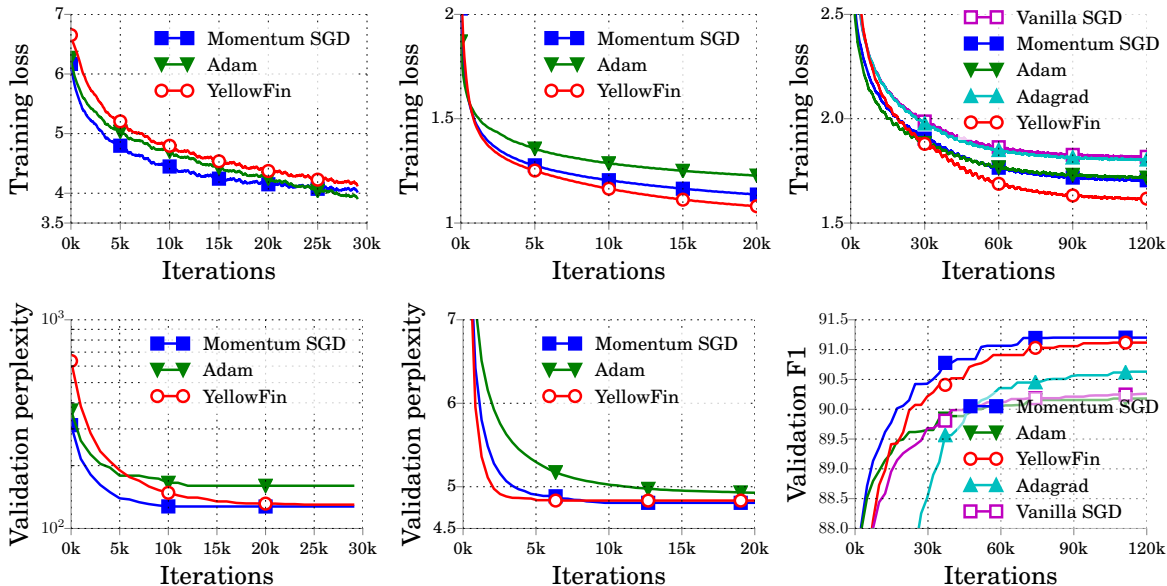


Figure 8. Training loss and validation metrics on (left to right) word-level language modeling with PTB, char-level language modeling with TS and constituency parsing on WSJ. The valid. metrics are monotonic as we report the best values up to each number of iterations.

tion. To that end, we run 16 asynchronous workers on a single machine and force them to update the model in a round-robin fashion, i.e. the gradient is delayed for 15 iterations. Figure 1 (right) presents training losses on the CIFAR100 ResNet, using YELLOWFIN in Algorithm 1, closed-loop YELLOWFIN in Algorithm 5 and Adam with the learning rate achieving the best smoothed loss in Section 5.1. We can observe closed-loop YELLOWFIN achieves 20.1x speedup to YELLOWFIN, and consequently a 2.69x speedup to Adam. This demonstrates that (1) closed-loop YELLOWFIN accelerates by reducing algorithmic momentum to compensate for asynchrony and (2) can converge in less iterations than Adam in asynchronous-parallel training.

6 RELATED WORK

Many techniques have been proposed on tuning hyperparameters for optimizers. General hyperparameter tuning approaches, such as random search (Bergstra & Bengio, 2012) and Bayesian approaches (Snoek et al., 2012; Hutter et al., 2011), can directly tune optimizers. As another trend, adaptive methods, including AdaGrad (Duchi et al., 2011), RMSProp (Tieleman & Hinton, 2012) and Adam (Kingma & Ba, 2014), uses per-dimension learning rate. Schaul et al. (2013) use a noisy quadratic model similar to ours to tune the learning rate in Vanilla SGD. However they do not use momentum which is essential in training modern neural nets. Existing adaptive momentum approach either consider the deterministic setting (Graepel & Schraudolph, 2002; Rehman & Nawi, 2011; Hameed et al., 2016; Swanston et al., 1994; Ampazis & Perantonis, 2000; Qiu et al., 1992) or only analyze stochasticity with $O(1/t)$ learn-

ing rate (Leen & Orr, 1994). In contrast, we aim at practical momentum adaptivity for stochastically training neural nets.

7 DISCUSSION

We presented YELLOWFIN, the first optimization method that automatically tunes momentum as well as the learning rate of momentum SGD. YELLOWFIN outperforms the state-of-the-art adaptive optimizers on a large class of models both in synchronous and asynchronous settings. It estimates statistics purely from the gradients of a running system, and then tunes the hyperparameters of momentum SGD based on noisy, local quadratic approximations. As future work, we believe that more accurate curvature estimation methods, like the *bbprop* method (Martens et al., 2012) can further improve YELLOWFIN. We also believe that our closed-loop momentum control mechanism in Section 4 could accelerate other adaptive methods in asynchronous-parallel settings.

ACKNOWLEDGEMENTS

We are grateful to Christopher Ré for his valuable guidance and support. We thank Bryan He, Paroma Varma, Chris De Sa, Tri Dao, Albert Gu, Fred Sala, Alex Ratner, Theodoros Rekatsinas, Olexa Bilaniuk and Avner May for helpful discussions and feedback. We gratefully acknowledge the support of the D3M program under No. FA8750-17-2-0095, the FRQNT new researcher program (2019-NC-257943), a grant by IVADO and a Canada CIFAR AI chair. Any opinions, findings, and conclusions or recommendations expressed in this material are those of the authors and do not necessarily reflect the views of DARPA, or the Canadian or U.S. governments.

REFERENCES

- Ampazis, N. and Perantonis, S. J. Levenberg-marquardt algorithm with adaptive momentum for the efficient training of feedforward networks. In *Neural Networks, 2000. IJCNN 2000, Proceedings of the IEEE-INNS-ENNS International Joint Conference on*, volume 1, pp. 126–131. IEEE, 2000.
- Bengio, Y. Practical recommendations for gradient-based training of deep architectures. In *Neural networks: Tricks of the trade*, pp. 437–478. Springer, 2012.
- Bengio, Y. et al. Deep learning of representations for unsupervised and transfer learning. *ICML Unsupervised and Transfer Learning*, 27:17–36, 2012.
- Bergstra, J. and Bengio, Y. Random search for hyperparameter optimization. *Journal of Machine Learning Research*, 13(Feb):281–305, 2012.
- Bottou, L. Stochastic gradient descent tricks. In *Neural networks: Tricks of the trade*, pp. 421–436. Springer, 2012.
- Chen, D., Bolton, J., and Manning, C. D. A thorough examination of the cnn/daily mail reading comprehension task. *arXiv preprint arXiv:1606.02858*, 2016.
- Choe, D. K. and Charniak, E. Parsing as language modeling.
- Duchi, J. Fisher information., 2016. URL <https://web.stanford.edu/class/stats311/Lectures/lec-09.pdf>.
- Duchi, J., Hazan, E., and Singer, Y. Adaptive subgradient methods for online learning and stochastic optimization. *Journal of Machine Learning Research*, 12(Jul):2121–2159, 2011.
- Foucart, S. University Lecture, 2012. URL <http://www.math.drexel.edu/~foucart/TeachingFiles/F12/M504Lect6.pdf>.
- Gehring, J., Auli, M., Grangier, D., Yarats, D., and Dauphin, Y. N. Convolutional sequence to sequence learning. *arXiv preprint arXiv:1705.03122*, 2017.
- Goodfellow, I., Bengio, Y., and Courville, A. *Deep Learning*. MIT Press, 2016. <http://www.deeplearningbook.org>.
- Graepel, T. and Schraudolph, N. N. Stable adaptive momentum for rapid online learning in nonlinear systems. In *International Conference on Artificial Neural Networks*, pp. 450–455. Springer, 2002.
- Hadjis, S., Zhang, C., Mitliagkas, I., Iyer, D., and Ré, C. Omnivore: An optimizer for multi-device deep learning on cpus and gpus. *arXiv preprint arXiv:1606.04487*, 2016.
- Hameed, A. A., Karlik, B., and Salman, M. S. Back-propagation algorithm with variable adaptive momentum. *Knowledge-Based Systems*, 114:79–87, 2016.
- He, K., Zhang, X., Ren, S., and Sun, J. Deep residual learning for image recognition. In *Proceedings of the IEEE Conference on Computer Vision and Pattern Recognition*, pp. 770–778, 2016.
- Hutter, F., Hoos, H. H., and Leyton-Brown, K. Sequential model-based optimization for general algorithm configuration. *LION*, 5:507–523, 2011.
- Karimi, H., Nutini, J., and Schmidt, M. Linear convergence of gradient and proximal-gradient methods under the polyak-łojasiewicz condition. In *Joint European Conference on Machine Learning and Knowledge Discovery in Databases*, pp. 795–811. Springer, 2016.
- Karpathy, A., Johnson, J., and Fei-Fei, L. Visualizing and understanding recurrent networks. *arXiv preprint arXiv:1506.02078*, 2015.
- Kingma, D. and Ba, J. Adam: A method for stochastic optimization. *arXiv preprint arXiv:1412.6980*, 2014.
- Krizhevsky, A., Nair, V., and Hinton, G. The cifar-10 dataset, 2014.
- Leen, T. K. and Orr, G. B. Optimal stochastic search and adaptive momentum. In *Advances in neural information processing systems*, pp. 477–484, 1994.
- Lessard, L., Recht, B., and Packard, A. Analysis and design of optimization algorithms via integral quadratic constraints. *SIAM Journal on Optimization*, 26(1):57–95, 2016.
- Marcus, M. P., Marcinkiewicz, M. A., and Santorini, B. Building a large annotated corpus of english: The penn treebank. *Computational linguistics*, 19(2):313–330, 1993.
- Martens, J. New insights and perspectives on the natural gradient method. *arXiv preprint arXiv:1412.1193*, 2014.
- Martens, J., Sutskever, I., and Swersky, K. Estimating the hessian by back-propagating curvature. *arXiv preprint arXiv:1206.6464*, 2012.
- Mitliagkas, I., Zhang, C., Hadjis, S., and Ré, C. Asynchrony begets momentum, with an application to deep learning. *arXiv preprint arXiv:1605.09774*, 2016.

- Nesterov, Y. A method of solving a convex programming problem with convergence rate $o(1/k^2)$. In *Soviet Mathematics Doklady*, volume 27, pp. 372–376, 1983.
- Nesterov, Y. *Introductory lectures on convex optimization: A basic course*, volume 87. Springer Science & Business Media, 2013.
- Niu, F., Recht, B., Re, C., and Wright, S. Hogwild: A lock-free approach to parallelizing stochastic gradient descent. In *Advances in Neural Information Processing Systems*, pp. 693–701, 2011.
- Orr, G. B. and Müller, K.-R. *Neural networks: tricks of the trade*. Springer, 2003.
- Pascanu, R. and Bengio, Y. Revisiting natural gradient for deep networks. *arXiv preprint arXiv:1301.3584*, 2013.
- Pascanu, R., Mikolov, T., and Bengio, Y. On the difficulty of training recurrent neural networks. In *International Conference on Machine Learning*, pp. 1310–1318, 2013.
- Polyak, B. T. Some methods of speeding up the convergence of iteration methods. *USSR Computational Mathematics and Mathematical Physics*, 4(5):1–17, 1964.
- Press, O. and Wolf, L. Using the output embedding to improve language models. *arXiv preprint arXiv:1608.05859*, 2016.
- Qiu, G., Varley, M., and Terrell, T. Accelerated training of backpropagation networks by using adaptive momentum step. *Electronics letters*, 28(4):377–379, 1992.
- Reddi, S. J., Kale, S., and Kumar, S. On the convergence of adam and beyond. 2018.
- Rehman, M. Z. and Nawi, N. M. The effect of adaptive momentum in improving the accuracy of gradient descent back propagation algorithm on classification problems. In *International Conference on Software Engineering and Computer Systems*, pp. 380–390. Springer, 2011.
- Roux, N. L., Manzagol, P.-A., and Bengio, Y. Topmoumoute online natural gradient algorithm. In *Advances in neural information processing systems*, pp. 849–856, 2008.
- Schaul, T., Zhang, S., and LeCun, Y. No more pesky learning rates. *ICML (3)*, 28:343–351, 2013.
- Snoek, J., Larochelle, H., and Adams, R. P. Practical bayesian optimization of machine learning algorithms. In *Advances in neural information processing systems*, pp. 2951–2959, 2012.
- Sutskever, I., Martens, J., Dahl, G., and Hinton, G. On the importance of initialization and momentum in deep learning. In *Proceedings of the 30th international conference on machine learning (ICML-13)*, pp. 1139–1147, 2013.
- Swanston, D., Bishop, J., and Mitchell, R. J. Simple adaptive momentum: new algorithm for training multi-layer perceptrons. *Electronics Letters*, 30(18):1498–1500, 1994.
- Szegedy, C., Zaremba, W., Sutskever, I., Bruna, J., Erhan, D., Goodfellow, I., and Fergus, R. Intriguing properties of neural networks. *arXiv preprint arXiv:1312.6199*, 2013.
- Tieleman, T. and Hinton, G. Lecture 6.5-rmsprop: Divide the gradient by a running average of its recent magnitude. *COURSERA: Neural networks for machine learning*, 4(2), 2012.
- Wilson, A. C., Roelofs, R., Stern, M., Srebro, N., and Recht, B. The marginal value of adaptive gradient methods in machine learning. *arXiv preprint arXiv:1705.08292*, 2017.
- Xie, S., Girshick, R., Dollár, P., Tu, Z., and He, K. Aggregated residual transformations for deep neural networks. *arXiv preprint arXiv:1611.05431*, 2016.
- Zhang, C. and Ré, C. Dimmwwitted: A study of main-memory statistical analytics. *PVLDB*, 7(12):1283–1294, 2014. URL <http://www.vldb.org/pvldb/vol17/p1283-zhang.pdf>.
- Zhu, C., Han, S., Mao, H., and Dally, W. J. Trained ternary quantization. *arXiv preprint arXiv:1612.01064*, 2016.

A PROOF OF LEMMA 3

To prove Lemma 3, we first prove a more generalized version in Lemma 7. By restricting f to be a one dimensional quadratic function, the generalized curvature h_t itself is the only eigenvalue. We can prove Lemma 3 as a straightforward corollary. Lemma 7 also implies, in the multiple dimensional correspondence of (4), the spectral radius $\rho(\mathbf{A}_t) = \sqrt{\mu}$ if the curvature on all eigenvector directions (eigenvalue) satisfies (6).

Lemma 7. *Let the gradients of a function f be described by*

$$\nabla f(\mathbf{x}_t) = \mathbf{H}(\mathbf{x}_t)(\mathbf{x}_t - \mathbf{x}^*), \quad (19)$$

with $\mathbf{H}(\mathbf{x}_t) \in \mathbb{R}^n \mapsto \mathbb{R}^{n \times n}$. Then the momentum update can be expressed as a linear operator:

$$\begin{aligned} \begin{pmatrix} \mathbf{y}_{t+1} \\ \mathbf{y}_t \end{pmatrix} &= \begin{pmatrix} \mathbf{I} - \alpha\mathbf{H}(\mathbf{x}_t) + \mu\mathbf{I} & -\mu\mathbf{I} \\ \mathbf{I} & \mathbf{0} \end{pmatrix} \begin{pmatrix} \mathbf{y}_t \\ \mathbf{y}_{t-1} \end{pmatrix} \\ &= \mathbf{A}_t \begin{pmatrix} \mathbf{y}_t \\ \mathbf{y}_{t-1} \end{pmatrix}, \end{aligned} \quad (20)$$

where $\mathbf{y}_t \triangleq \mathbf{x}_t - \mathbf{x}^*$. Now, assume that the following condition holds for all eigenvalues $\lambda(\mathbf{H}(\mathbf{x}_t))$ of $\mathbf{H}(\mathbf{x}_t)$:

$$\frac{(1 - \sqrt{\mu})^2}{\alpha} \leq \lambda(\mathbf{H}(\mathbf{x}_t)) \leq \frac{(1 + \sqrt{\mu})^2}{\alpha}. \quad (21)$$

then the spectral radius of \mathbf{A}_t is controlled by momentum with $\rho(\mathbf{A}_t) = \sqrt{\mu}$.

Proof. Let λ_t be an eigenvalue of matrix \mathbf{A}_t , it gives $\det(\mathbf{A}_t - \lambda_t \mathbf{I}) = 0$. We define the blocks in \mathbf{A}_t as $\mathbf{C} = \mathbf{I} - \alpha\mathbf{H}_t + \mu\mathbf{I} - \lambda_t \mathbf{I}$, $\mathbf{D} = -\mu\mathbf{I}$, $\mathbf{E} = \mathbf{I}$ and $\mathbf{F} = -\lambda_t \mathbf{I}$ which gives

$$\det(\mathbf{A}_t - \lambda_t \mathbf{I}) = \det \mathbf{F} \det(\mathbf{C} - \mathbf{D}\mathbf{F}^{-1}\mathbf{E}) = 0$$

assuming generally \mathbf{F} is invertible. Note we use $\mathbf{H}_t \triangleq \mathbf{H}(\mathbf{x}_t)$ for simplicity in writing. The equation $\det(\mathbf{C} - \mathbf{D}\mathbf{F}^{-1}\mathbf{E}) = 0$ implies that

$$\det(\lambda_t^2 \mathbf{I} - \lambda_t \mathbf{M}_t + \mu \mathbf{I}) = 0 \quad (22)$$

with $\mathbf{M}_t = (\mathbf{I} - \alpha\mathbf{H}_t + \mu\mathbf{I})$. In other words, λ_t satisfied that $\lambda_t^2 - \lambda_t \lambda(\mathbf{M}_t) + \mu = 0$ with $\lambda(\mathbf{M}_t)$ being one eigenvalue of \mathbf{M}_t . I.e.

$$\lambda_t = \frac{\lambda(\mathbf{M}_t) \pm \sqrt{\lambda(\mathbf{M}_t)^2 - 4\mu}}{2} \quad (23)$$

On the other hand, (21) guarantees that $(1 - \alpha\lambda(\mathbf{H}_t) + \mu)^2 \leq 4\mu$. We know both \mathbf{H}_t and $\mathbf{I} - \alpha\mathbf{H}_t + \mu\mathbf{I}$ are symmetric. Thus for all eigenvalues $\lambda(\mathbf{M}_t)$ of \mathbf{M}_t , we have $\lambda(\mathbf{M}_t)^2 = (1 - \alpha\lambda(\mathbf{H}_t) + \mu)^2 \leq 4\mu$ which guarantees $|\lambda_t| = \sqrt{\mu}$ for all λ_t . As the spectral radius is equal to the magnitude of the largest eigenvalue of \mathbf{A}_t , we have the spectral radius of \mathbf{A}_t being $\sqrt{\mu}$. \square

B PROOF OF LEMMA 5

We first prove Lemma 8 and Lemma 9 as preparation for the proof of Lemma 5. After the proof for one dimensional case, we discuss the trivial generalization to multiple dimensional case.

Lemma 8. *Let the h be the curvature of a one dimensional quadratic function f and $\bar{x}_t = \mathbb{E}x_t$. We assume, without loss of generality, the optimum point of f is $x^* = 0$. Then we have the following recurrence*

$$\begin{pmatrix} \bar{x}_{t+1} \\ \bar{x}_t \end{pmatrix} = \begin{pmatrix} 1 - \alpha h + \mu & -\mu \\ 1 & 0 \end{pmatrix}^t \begin{pmatrix} x_1 \\ x_0 \end{pmatrix} \quad (24)$$

Proof. From the recurrence of momentum SGD, we have

$$\begin{aligned} \mathbb{E}x_{t+1} &= \mathbb{E}[x_t - \alpha \nabla f_{S_t}(x_t) + \mu(x_t - x_{t-1})] \\ &= \mathbb{E}_{x_t}[x_t - \alpha \mathbb{E}_{S_t} \nabla f_{S_t}(x_t) + \mu(x_t - x_{t-1})] \\ &= \mathbb{E}_{x_t}[x_t - \alpha h x_t + \mu(x_t - x_{t-1})] \\ &= (1 - \alpha h + \mu)\bar{x}_t - \mu\bar{x}_{t-1} \end{aligned}$$

By putting the equation in to matrix form, (24) is a straightforward result from unrolling the recurrence for t times. Note as we set $x_1 = x_0$ with no uncertainty in momentum SGD, we have $[\bar{x}_0, \bar{x}_1] = [x_0, x_1]$. \square

Lemma 9. *Let $U_t = \mathbb{E}(x_t - \bar{x}_t)^2$ and $V_t = \mathbb{E}(x_t - \bar{x}_t)(x_{t-1} - \bar{x}_{t-1})$ with \bar{x}_t being the expectation of x_t . For quadratic function $f(x)$ with curvature $h \in \mathbb{R}$, We have the following recurrence*

$$\begin{pmatrix} U_{t+1} \\ U_t \\ V_{t+1} \end{pmatrix} = (\mathbf{I} - \mathbf{B}^\top)(\mathbf{I} - \mathbf{B})^{-1} \begin{pmatrix} \alpha^2 C \\ 0 \\ 0 \end{pmatrix} \quad (25)$$

where

$$\mathbf{B} = \begin{pmatrix} (1 - \alpha h + \mu)^2 & \mu^2 & -2\mu(1 - \alpha h + \mu) \\ 1 & 0 & 0 \\ 1 - \alpha h + \mu & 0 & -\mu \end{pmatrix} \quad (26)$$

and $C = \mathbb{E}(\nabla f_{S_t}(x_t) - \nabla f(x_t))^2$ is the variance of gradient on minibatch S_t .

Proof. We prove by first deriving the recurrence for U_t and V_t respectively and combining them in to a matrix form. For

U_t , we have

$$\begin{aligned}
 U_{t+1} &= \mathbb{E}(x_{t+1} - \bar{x}_{t+1})^2 \\
 &= \mathbb{E}(x_t - \alpha \nabla f_{S_t}(x_t) + \mu(x_t - x_{t-1}) \\
 &\quad - (1 - \alpha h + \mu)\bar{x}_t + \mu\bar{x}_{t-1})^2 \\
 &= \mathbb{E}(x_t - \alpha \nabla f(x_t) + \mu(x_t - x_{t-1}) \\
 &\quad - (1 - \alpha h + \mu)\bar{x}_t + \mu\bar{x}_{t-1} \\
 &\quad + \alpha(\nabla f(x_t) - \nabla f_{S_t}(x_t)))^2 \\
 &= \mathbb{E}((1 - \alpha h + \mu)(x_t - \bar{x}_t) - \mu(x_{t-1} - \bar{x}_{t-1}))^2 \\
 &\quad + \alpha^2 \mathbb{E}(\nabla f(x_t) - \nabla f_{S_t}(x_t))^2 \\
 &= (1 - \alpha h + \mu)^2 \mathbb{E}(x_t - \bar{x}_t)^2 \\
 &\quad - 2\mu(1 - \alpha h + \mu) \mathbb{E}(x_t - \bar{x}_t)(x_{t-1} - \bar{x}_{t-1}) \\
 &\quad + \mu^2 \mathbb{E}(x_{t-1} - \bar{x}_{t-1})^2 + \alpha^2 C
 \end{aligned} \tag{27}$$

where the cross terms cancels due to the fact $\mathbb{E}_{S_t}[\nabla f(x_t) - \nabla f_{S_t}(x_t)] = 0$ in the third equality.

For V_t , we can similarly derive

$$\begin{aligned}
 V_t &= \mathbb{E}(x_t - \bar{x}_t)(x_{t-1} - \bar{x}_{t-1}) \\
 &= \mathbb{E}((1 - \alpha h + \mu)(x_{t-1} - \bar{x}_{t-1}) - \mu(x_{t-2} - \bar{x}_{t-2}) \\
 &\quad + \alpha(\nabla f(x_t) - \nabla f_{S_t}(x_t)))(x_{t-1} - \bar{x}_{t-1}) \\
 &= (1 - \alpha h + \mu) \mathbb{E}(x_{t-1} - \bar{x}_{t-1})^2 \\
 &\quad - \mu \mathbb{E}(x_{t-1} - \bar{x}_{t-1})(x_{t-2} - \bar{x}_{t-2})
 \end{aligned} \tag{28}$$

Again, the term involving $\nabla f(x_t) - \nabla f_{S_t}(x_t)$ cancels in the third equality as a results of $\mathbb{E}_{S_t}[\nabla f(x_t) - \nabla f_{S_t}(x_t)] = 0$. (27) and (28) can be jointly expressed in the following matrix form

$$\begin{aligned}
 \begin{pmatrix} U_{t+1} \\ U_t \\ V_{t+1} \end{pmatrix} &= \mathbf{B} \begin{pmatrix} U_t \\ U_{t-1} \\ V_t \end{pmatrix} + \begin{pmatrix} \alpha^2 C \\ 0 \\ 0 \end{pmatrix} \\
 &= \sum_{i=0}^{t-1} \mathbf{B}^i \begin{pmatrix} \alpha^2 C \\ 0 \\ 0 \end{pmatrix} + \mathbf{B}^t \begin{pmatrix} U_1 \\ U_0 \\ V_1 \end{pmatrix} \\
 &= (\mathbf{I} - \mathbf{B}^t)(\mathbf{I} - \mathbf{B})^{-1} \begin{pmatrix} \alpha^2 C \\ 0 \\ 0 \end{pmatrix}.
 \end{aligned} \tag{29}$$

Note the second term in the second equality is zero because x_0 and x_1 are deterministic. Thus $U_1 = U_0 = V_1 = 0$. \square

According to Lemma 8 and 9, we have $\mathbb{E}(\bar{x}_t - x^*)^2 = (\mathbf{e}_1^\top \mathbf{A}^t [x_1, x_0]^\top)^2$ and $\mathbb{E}(x_t - \bar{x}_t)^2 = \alpha^2 C \mathbf{e}_1^\top (\mathbf{I} - \mathbf{B}^t)(\mathbf{I} - \mathbf{B})^{-1} \mathbf{e}_1$ where $\mathbf{e}_1 \in \mathbb{R}^n$ has all zero entries but the first dimension. Combining these two terms, we prove Lemma 5. Though the proof here is for one dimensional quadratics, it trivially generalizes to multiple dimensional quadratics. Specifically, we can decompose the quadratics along the eigenvector directions, and then apply Lemma 5 to each

eigenvector direction using the corresponding curvature h (eigenvalue). By summing quantities in (11) for all eigenvector directions, we can achieve the multiple dimensional correspondence of (11).

C PROOF OF LEMMA 6

Again we first present a proof of a multiple dimensional generalized version of Lemma 6. The proof of Lemma 6 is a one dimensional special case of Lemma 10. Lemma 10 also implies that for multiple dimension quadratics, the corresponding spectral radius $\rho(\mathbf{B}) = \mu$ if $\frac{(1-\sqrt{\mu})^2}{\alpha} \leq h \leq \frac{(1+\sqrt{\mu})^2}{\alpha}$ on all the eigenvector directions with h being the eigenvalue (curvature).

Lemma 10. *Let $\mathbf{H} \in \mathbb{R}^{n \times n}$ be a symmetric matrix and $\rho(\mathbf{B})$ be the spectral radius of matrix*

$$\mathbf{B} = \begin{pmatrix} \mathbf{M}^\top \mathbf{M} & \mu^2 \mathbf{I} & -2\mu \mathbf{M} \\ \mathbf{I} & \mathbf{0} & \mathbf{0} \\ \mathbf{M} & \mathbf{0} & -\mu \mathbf{I} \end{pmatrix} \tag{30}$$

where $\mathbf{M} = \mathbf{I} - \alpha \mathbf{H} + \mu \mathbf{I}$. We have $\rho(\mathbf{B}) = \mu$ if all eigenvalues $\lambda(\mathbf{H})$ of \mathbf{H} satisfies

$$\frac{(1 - \sqrt{\mu})^2}{\alpha} \leq \lambda(\mathbf{H}) \leq \frac{(1 + \sqrt{\mu})^2}{\alpha}. \tag{31}$$

Proof. Let λ be an eigenvalue of matrix \mathbf{B} , it gives $\det(\mathbf{B} - \lambda \mathbf{I}) = 0$ which can be alternatively expressed as

$$\det(\mathbf{B} - \lambda \mathbf{I}) = \det \mathbf{F} \det(\mathbf{C} - \mathbf{D} \mathbf{F}^{-1} \mathbf{E}) = 0 \tag{32}$$

assuming \mathbf{F} is invertible, i.e. $\lambda + \mu \neq 0$, where the blocks in \mathbf{B}

$$\begin{aligned}
 \mathbf{C} &= \begin{pmatrix} \mathbf{M}^\top \mathbf{M} - \lambda \mathbf{I} & \mu^2 \mathbf{I} \\ \mathbf{I} & -\lambda \mathbf{I} \end{pmatrix}, \mathbf{D} = \begin{pmatrix} -2\mu \mathbf{M} \\ \mathbf{0} \end{pmatrix}, \\
 \mathbf{E} &= \begin{pmatrix} \mathbf{M} \\ \mathbf{0} \end{pmatrix}^\top, \mathbf{F} = -\mu \mathbf{I} - \lambda \mathbf{I}
 \end{aligned}$$

with $\mathbf{M} = \mathbf{I} - \alpha \mathbf{H} + \mu \mathbf{I}$. (32) can be transformed using straight-forward algebra as

$$\det \begin{pmatrix} (\lambda - \mu) \mathbf{M}^\top \mathbf{M} - (\lambda + \mu) \lambda \mathbf{I} & (\lambda + \mu) \mu^2 \mathbf{I} \\ (\lambda + \mu) \mathbf{I} & -(\lambda + \mu) \lambda \mathbf{I} \end{pmatrix} = 0 \tag{33}$$

Using similar simplification technique as in (32), we can further simplify into

$$(\lambda - \mu) \det \left((\lambda + \mu)^2 \mathbf{I} - \lambda \mathbf{M}^\top \mathbf{M} \right) = 0 \tag{34}$$

if $\lambda \neq \mu$, as $(\lambda + \mu)^2 \mathbf{I} - \lambda \mathbf{M}^\top \mathbf{M}$ is diagonalizable, we have $(\lambda + \mu)^2 - \lambda \lambda(\mathbf{M})^2 = 0$ with $\lambda(\mathbf{M})$ being an eigenvalue

of symmetric M . The analytic solution to the equation can be explicitly expressed as

$$\lambda = \frac{\lambda(\mathbf{M})^2 - 2\mu \pm \sqrt{(\lambda(\mathbf{M})^2 - 2\mu)^2 - 4\mu^2}}{2}. \quad (35)$$

When the condition in (31) holds, we have $\lambda(M)^2 = (1 - \alpha\lambda(\mathbf{H}) + \mu)^2 \leq 4\mu$. One can verify that

$$\begin{aligned} & (\lambda(\mathbf{M})^2 - 2\mu)^2 - 4\mu^2 \\ &= (\lambda(\mathbf{M})^2 - 4\mu)\lambda(\mathbf{M})^2 \\ &= ((1 - \alpha\rho(\mathbf{H}) + \mu)^2 - 4\mu)\lambda(\mathbf{M})^2 \\ &\leq 0 \end{aligned} \quad (36)$$

Thus the roots in (35) are conjugate with $|\lambda| = \mu$. In conclusion, the condition in (31) can guarantee all the eigenvalues of B has magnitude μ . Thus the spectral radius of B is controlled by μ . \square

D PRACTICAL IMPLEMENTATION

In Section 3.2, we discuss estimators for learning rate and momentum tuning in YELLOWFIN. In our experiment practice, we have identified a few practical implementation details which are important for improving estimators. Zero-debias is proposed by Kingma & Ba (2014), which accelerates the process where exponential average adapts to the level of original quantity in the beginning. We applied zero-debias to all the exponential average quantities involved in our estimators. In some LSTM models, we observe that our estimated curvature may decrease quickly along the optimization process. In order to better estimate extremal curvature h_{\max} and h_{\min} with fast decreasing trend, we apply zero-debias exponential average on the logarithmic of $h_{\max,t}$ and $h_{\min,t}$, instead of directly on $h_{\max,t}$ and $h_{\min,t}$. Except from the above two techniques, we also implemented the slow start heuristic proposed by (Schaul et al., 2013). More specifically, we use $\alpha = \min\{\alpha_t, t \cdot \alpha_t / (10 \cdot w)\}$ as our learning rate with w as the size of our sliding window in h_{\max} and h_{\min} estimation. It discount the learning rate in the first $10 \cdot w$ steps and helps to keep the learning rate small in the beginning when the exponential averaged quantities are not accurate enough.

E MODEL SPECIFICATION

The model specification is shown in Table 3 for all the experiments in Section 5. CIFAR10 ResNet uses the regular ResNet units while CIFAR100 ResNet uses the bottleneck units. Only the convolutional layers are shown with filter size, filter number as well as the repeating count of the units. The layer counting for ResNets also includes batch normalization and Relu layers. The LSTM models are also

diversified for different tasks with different vocabulary sizes, word embedding dimensions and number of layers.

F SPECIFICATION FOR SYNCHRONOUS EXPERIMENTS

In Section 5.1, we demonstrate the synchronous experiments with extensive discussions. For the reproducibility, we provide here the specification of learning rate grids. The number of iterations as well as epochs, i.e. the number of passes over the full training sets, are also listed for completeness. For YELLOWFIN in all the experiments in Section 5, we uniformly use sliding window size 20 for extremal curvature estimation and $\beta = 0.999$ for smoothing. For momentum SGD and Adam, we use the following configurations.

- CIFAR10 ResNet
 - 40k iterations (~ 114 epochs)
 - Momentum SGD:
 - learning rates $\{0.001, 0.01(\text{best}), 0.1, 1.0\}$,
 - momentum 0.9
 - Adam:
 - learning rates $\{0.0001, 0.001(\text{best}), 0.01, 0.1\}$
- CIFAR100 ResNet
 - 120k iterations (~ 341 epochs)
 - Momentum SGD:
 - learning rates $\{0.001, 0.01(\text{best}), 0.1, 1.0\}$,
 - momentum 0.9
 - Adam:
 - learning rates $\{0.00001, 0.0001(\text{best}), 0.001, 0.01\}$
- PTB LSTM
 - 30k iterations (~ 13 epochs)
 - Momentum SGD:
 - learning rates $\{0.01, 0.1, 1.0(\text{best}), 10.0\}$,
 - momentum 0.9
 - Adam:
 - learning rates $\{1e-4, 0.001(\text{best}), 0.01, 0.1\}$
- TS LSTM
 - $\sim 21k$ iterations (50 epochs)
 - Momentum SGD:
 - learning rates $\{0.05, 0.1, 0.5, 1.0(\text{best}), 5.0\}$,
 - momentum 0.9
 - Adam:
 - learning rates $\{5e-4, 0.001, 0.005(\text{best}), 0.01, 0.05\}$
 - Decrease learning rate by factor 0.97 every epoch for all optimizers, following the design by Karpathy et al. (2015).
- WSJ LSTM

network	# layers	Conv 0	Unit 1s	Unit 2s	Unit 3s
CIFAR10 ResNet	110	$[3 \times 3, 4]$	$\begin{bmatrix} 3 \times 3, & 4 \\ 3 \times 3, & 4 \end{bmatrix} \times 6$	$\begin{bmatrix} 3 \times 3, & 8 \\ 3 \times 3, & 8 \end{bmatrix} \times 6$	$\begin{bmatrix} 3 \times 3, & 16 \\ 3 \times 3, & 16 \end{bmatrix} \times 6$
CIFAR100 ResNet	164	$[3 \times 3, 4]$	$\begin{bmatrix} 1 \times 1, & 16 \\ 3 \times 3, & 16 \\ 1 \times 1, & 64 \end{bmatrix} \times 6$	$\begin{bmatrix} 1 \times 1, & 32 \\ 3 \times 3, & 32 \\ 1 \times 1, & 128 \end{bmatrix} \times 6$	$\begin{bmatrix} 1 \times 1, & 64 \\ 3 \times 3, & 64 \\ 1 \times 1, & 256 \end{bmatrix} \times 6$

network	# layers	Word Embed.	Layer 1	Layer 2	Layer 3
TS LSTM	2	[65 vocab, 128 dim]	128 hidden units	128 hidden units	–
PTB LSTM	2	[10000 vocab, 200 dim]	200 hidden units	200 hidden units	–
WSJ LSTM	3	[6922 vocab, 500 dim]	500 hidden units	500 hidden units	500 hidden units

Table 3. Specification of ResNet and LSTM model architectures.

- $\sim 120k$ iterations (50 epochs)
- Momentum SGD:
 - learning rates $\{0.05, 0.1, 0.5(\text{best}), 1.0, 5.0\}$,
 - momentum 0.9
- Adam:
 - learning rates $\{1e-4, 5e-4, 0.001(\text{best}), 0.005, 0.01\}$
- Vanilla SGD:
 - learning rates $\{0.05, 0.1, 0.5, 1.0(\text{best}), 5.0\}$
- Adagrad:
 - learning rates $\{0.05, 0.1, 0.5(\text{best}), 1.0, 5.0\}$
- Decrease learning rate by factor 0.9 every epochs after 14 epochs for all optimizers, following the design by [Choe & Charniak](#).

G ADDITIONAL EXPERIMENT RESULTS

G.1 The importance of adaptive momentum

In Section 5.1, we discussed the importance of adaptive momentum by demonstrating the training loss on the TS LSTM and CIFAR100 ResNet models. In Figure 9, we further validate the importance of adaptive momentum by demonstrating the corresponding validation/test performance on the PSTM LSTM and CIFAR100 ResNet models. Particularly in Figure 7 (left and middle), similar to our observation on training loss comparison, we can also see that neither prescribed momentum 0.0 or 0.9 can match the performance of YELLOWFIN with adaptive momentum across the two tasks. Furthermore, in Figure 7 (right), hand-tuned Vanilla SGD without momentum decreases the validation perplexity in TS LSTM more slowly than momentum based methods. However by dynamically rescaling the Vanilla SGD learning rate based on YellowFin tuned momentum, it demonstrates a validation perplexity decreasing speed matching that of momentum based methods.

G.2 Training loss and test accuracy on CIFAR10 and CIFAR100 ResNet

In Figure 10, we demonstrate the training loss on CIFAR10 ResNet and CIFAR100 ResNet. Specifically, YELLOWFIN can match the performance of hand-tuned momentum SGD, and achieves 1.93x and 1.38x speedup comparing to hand-tuned Adam respectively on CIFAR10 and CIFAR100 ResNet. In Figure 11, we show the test accuracy curves corresponding to the curves in Figure 10. We can observe that YELLOWFIN can have matching or better training loss at the end of training than hand-tuned momentum SGD, while the test accuracy is worse (e.g. CIFAR100); this phenomenon where better training loss does not guarantee better generalization is often observed in deep learning results.

G.3 Tuning momentum can improve Adam in asynchronous-parallel setting

We conduct experiments on PTB LSTM with 16 asynchronous workers using Adam using the same protocol as in Section 5.2. Fixing the learning rate to the value achieving the lowest smoothed loss in Section 5.1, we sweep the smoothing parameter β_1 ([Kingma & Ba, 2014](#)) of the first order moment estimate in grid $\{-0.2, 0.0, 0.3, 0.5, 0.7, 0.9\}$. β_1 serves the same role as momentum in SGD and we call it the momentum in Adam. Figure 12 shows tuning momentum for Adam under asynchrony gives measurably better training loss. This result emphasizes the importance of momentum tuning in asynchronous settings and suggests that state-of-the-art adaptive methods can perform sub-optimally when using prescribed momentum.

G.4 Accelerating YELLOWFIN with finer grain learning rate tuning

As an adaptive tuner, YELLOWFIN does not involve manual tuning. It can present faster development iterations on model

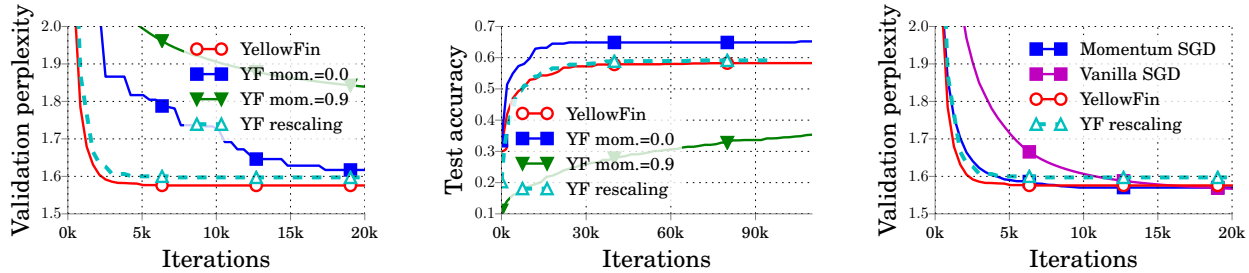


Figure 9. Importance of adaptive momentum: The validation/test performance comparison between YELLOWFIN with adaptive momentum and YELLOWFIN with fixed momentum values; this comparison is conducted on TS LSTM (left) and CIFAR100 ResNet (middle). Prescribed momentum values do not match the performance of YELLOWFIN with adaptive momentum across the two tasks. An adaptive learning rate for SGD based on YELLOWFIN tuned momentum, can match the performance of momentum based methods on the TS LSTM(right).

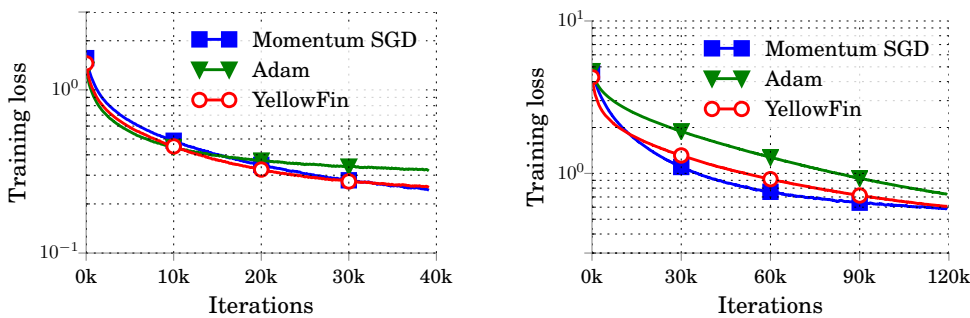


Figure 10. The best training loss for the 100-layer CIFAR10 ResNet (left) and 164-layer CIFAR100 bottleneck ResNet (right).

architectures than grid search on optimizer hyperparameters. In deep learning practice for computer vision and natural language processing, after fixing the model architecture, extensive optimizer tuning (e.g. grid search or random search) can further improve the performance of a model. A natural question to ask is can we also slightly tune YELLOWFIN to accelerate convergence and improve the model performance. Specifically, we can manually multiply a positive number, the learning rate factor, to the auto-tuned learning rate in YELLOWFIN to further accelerate.

In this section, we empirically demonstrate the effectiveness of learning rate factor on a 29-layer ResNext (2x64d) (Xie et al., 2016) on CIFAR10 and a Tied LSTM model (Press & Wolf, 2016) with 650 dimensions for word embedding and two hidden units layers on the PTB dataset. When running YELLOWFIN, we search for the optimal learning rate factor in grid $\{\frac{1}{3}, 0.5, 1, 2(\text{best for ResNext}), 3(\text{best for Tied LSTM}), 10\}$. Similarly, we search the same learning rate factor grid for Adam, multiplying the factor to its default learning rate 0.001. To further strengthen the performance of Adam as a baseline, we also run it on conventional logarithmic learning rate grid $\{5e^{-5}, 1e^{-4}, 5e^{-4}, 1e^{-3}, 5e^{-3}\}$ for ResNext and $\{1e^{-4}, 5e^{-4}, 1e^{-3}, 5e^{-3}, 1e^{-2}\}$ for Tied LSTM. We report

the best metric from searching the union of learning rate factor grid and logarithmic learning rate grid as searched Adam results. Recently, AMSGrad (AMSG) (Reddi et al., 2018) is proposed as an variant of Adam to correct the convergence issue on certain convex problems. To provide a complete comparison, we additionally perform learning rate factor search with grid $\{0.1, \frac{1}{3}, 0.5, 1, 2, 3, 10\}$ for AMSG. Empirically, we observe Adam and AMSG have similar convergence behavior with same learning rate factors, and learning factor $\frac{1}{3}$ and 1.0 work best for Adam/AMSG respectively on ResNext and Tied LSTM.

As shown in Figure 13, with the searched best learning rate factor, YELLOWFIN can improve validation perplexity on Tied LSTM from 88.7 to 80.5, an improvement of more than 9%. Similarly, the searched learning rate factor can improve test accuracy from 92.63 to 94.75 on ResNext. More importantly, we can observe, with learning rate factor search on the two models, YELLOWFIN can achieve better validation metric than the searched Adam and AMSG results. It demonstrates that finer-grain learning rate tuning, i.e. the learning rate factor search, can be effectively applied on YELLOWFIN to improve the performance of deep learning models.

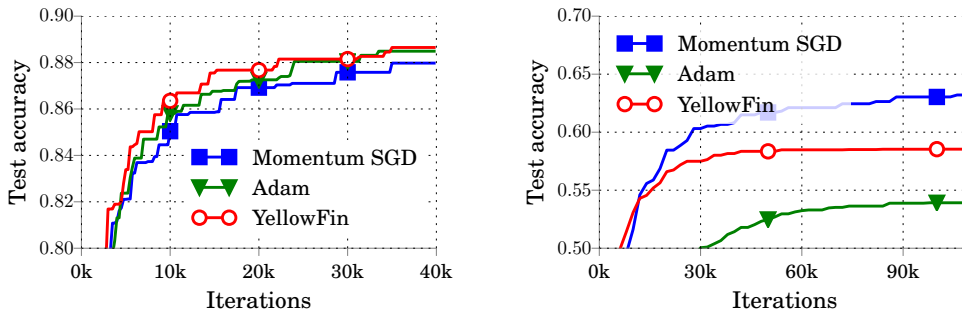


Figure 11. Test accuracy for ResNet on 100-layer CIFAR10 ResNet (left) and 164-layer CIFAR100 bottleneck ResNet. The test accuracy curves corresponds to the training loss curves in Figure 10

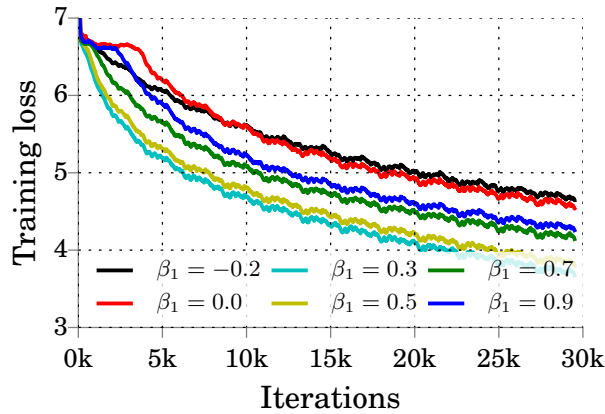


Figure 12. Hand-tuning Adam's momentum under asynchrony.

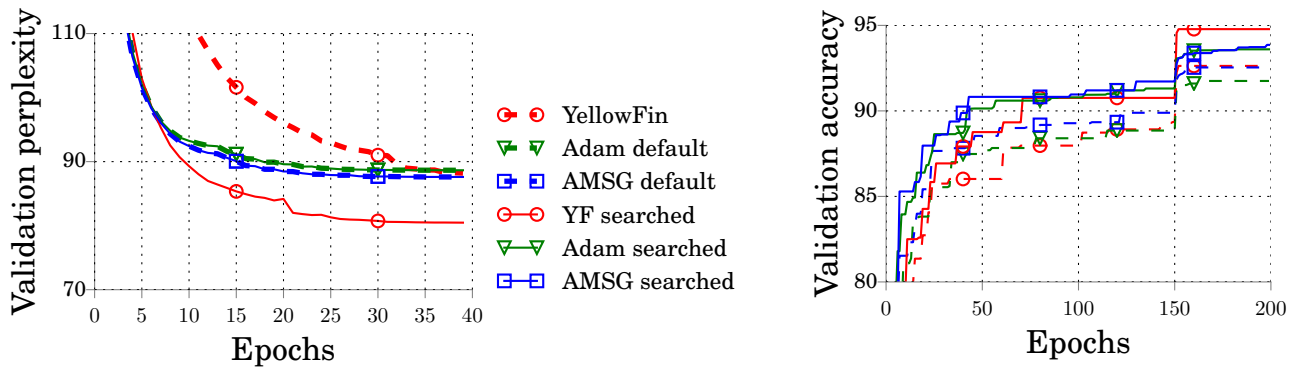


Figure 13. Validation perplexity on Tied LSTM and validation accuracy on ResNext. Learning rate fine-tuning using grid-searched factor can further improve the performance of YELLOWFIN in Algorithm 1. YELLOWFIN with learning factor search can outperform hand-tuned Adam on validation metrics on both models.